



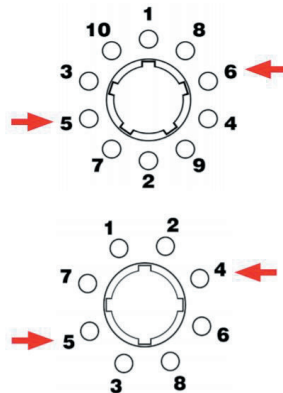


Alcoa® E-Z Mount Wheel Alignment Sleeves

Align Wheel Bolt Holes. Seat Break Drum. Prevent Stud Damage.

Alcoa Wheel's genuine E-Z Mount Wheel Alignment Sleeves were designed to support the wheel mounting process and assist in lining up wheel end components for ease of installation. Threaded on the inside to securely thread-on to studs, these mounting tools work on all steer, drive, and trailer axle applications with a 22mm diameter stud.

Instructions for Steer, Drive, Trailer Axle Applications with 22mm Stud

1. Install (2) wheel mounting tools across from each other before removal or installation of the wheel, as indicated in figures below.
2. For removal of wheel, this protects the studs from damage.
3. For installation of the wheel, install lug nuts according to recommended practice.
4. Once flange nut pressure is sufficient to keep the wheel and drum assembly snug against the hub, remove mounting tools individually as needed to follow installation pattern.
5. After mounting tools are removed, torque lug nuts to required levels.



Part Number	Description
000426	Individual wheel alignment sleeve
407422	Wheel alignment sleeve kit (2)



WARNING All wheel mounting tools must be removed before vehicle operation. Wheels that are not properly installed or maintained may not be safe.

Failure to follow proper wheel installation or maintenance practices may result in injury or death. Mounting Tool for Alcoa Wheels will not seat brake drums that have bolt holes larger than .980" in diameter.

Follow the proper wheel installation and maintenance practices as contained in the Service Manual for Alcoa Wheels. For additional copies of the manual and other useful items, available free of charge, or for the most recent updates, contact Arconic Wheel and Transportation Products at 800-242-9898 or on the web at www.alcoawheels.com

